

## Standard Bed and Batting Sizes

Bed Size	Mattress Size W×L	Batting Size* W×L
Crib	23×46"	45×60"
Twin	39×75"	72×90"
Double (or Full)	54×75"	81×96"
Queen	60×80"	90×108"
King	76×80"	120×120"
California King	72×84"	

\*Note: Batting sizes refer to commercially available, precut batts.

## Sample Quilt Sizes

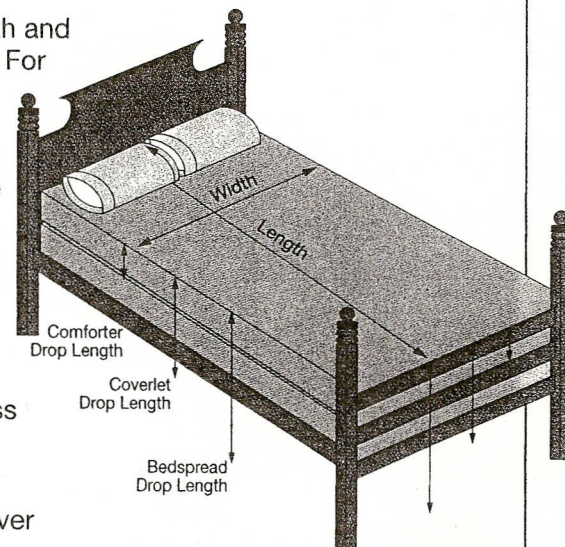
Drops on Three Sides	Twin Mattress W×L	Double Mattress W×L	Queen Mattress W×L	King Mattress W×L
	39×75"	54×75"	60×80"	76×80"
With 10" drop	59×85"	74×85"	80×90"	96×90"
And 10" tuck	59×95"	74×95"	80×100"	96×100"
With 12" drop	63×87"	78×87"	84×92"	100×92"
And 10" tuck	63×97"	78×97"	84×102"	100×102"
With 14" drop	67×89"	82×89"	88×94"	104×94"
And 10" tuck	67×99"	82×99"	88×104"	104×104"
With 16" drop	71×91"	86×91"	92×96"	108×96"
And 10" tuck	71×101"	86×101"	92×106"	108×106"
With 18" drop	75×93"	90×93"	96×98"	112×98"
And 10" tuck	75×103"	90×103"	96×108"	112×108"
With 20" drop	79×95"	94×95"	100×100"	116×100"
And 10" tuck	79×105"	94×105"	100×110"	116×110"

## Measuring a bed to determine quilt size

Follow these instructions to measure a bed and determine the finished size of your quilt. When measuring, have the blankets, sheets, and pillows on the bed that will be used with the quilt. "Drop" is the part of the quilt that extends over the edge of the mattress. "Tuck" is the part of the quilt that folds under the pillows should you want your quilt to cover them. It can be shallow (10") or deep (20"). Note: The amount of quilting done and the type of batting used can result in a 3 to 5% loss in the overall size of the quilt; plan accordingly.


### Width

Measure the mattress width and add twice the drop length. For a comforter-size finished project, measure from the top of the mattress to slightly past its lower edge to figure the drop length. For a coverlet, measure from the top of the mattress to slightly past the bottom of the bed rail. For a bedspread, measure from the top of the mattress to just above the floor.




### Length

If you want the quilt to cover your pillows, measure the mattress length, then add one drop length plus 10" to 20" for the pillow tuck. The exact amount to add will depend on the size and fullness of your pillows and the depth of your tuck. If you do not want your quilt to go over your pillows, measure the mattress length and add one drop length.



Shallow 10" tuck



Deep 20" tuck